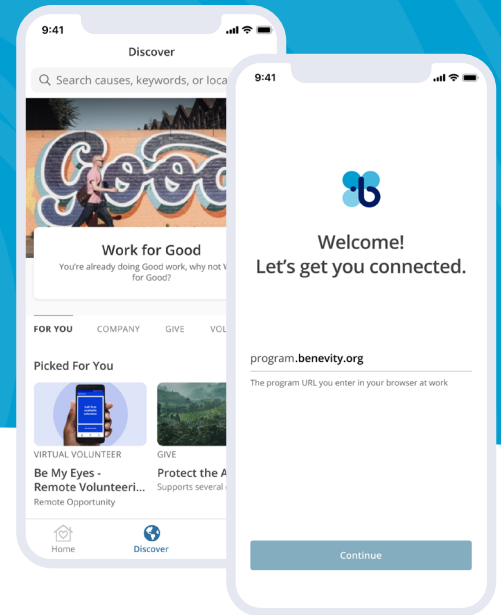




Getting Started with the Benevity App



The **Benevity app** makes it easy for you to support the causes you care about, at work or any other time. Donate, volunteer, take small positive actions and more, whenever and wherever you feel inspired!

How to Get Started

iPhone

- 1 Download **Benevity** from the App Store
- 2 Open the **Benevity** app and tap **Get Started**
- 3 Enter your program name and tap **Continue**
- 4 Tap **Continue** at the prompt to use benevity.org to sign in
- 5 Sign in with your single sign-on (SSO) credentials

If your phone supports Face ID or Touch ID, you will be asked if you want to use that to sign in.

Android

- 1 Download **Benevity** from Google Play
- 2 Open the **Benevity** app and tap **Get Started**
- 3 Enter your program name and tap **Continue**
- 4 Sign in with your single sign-on (SSO) credentials

If your phone supports fingerprint authentication, you will be asked if you want to use that to sign in.

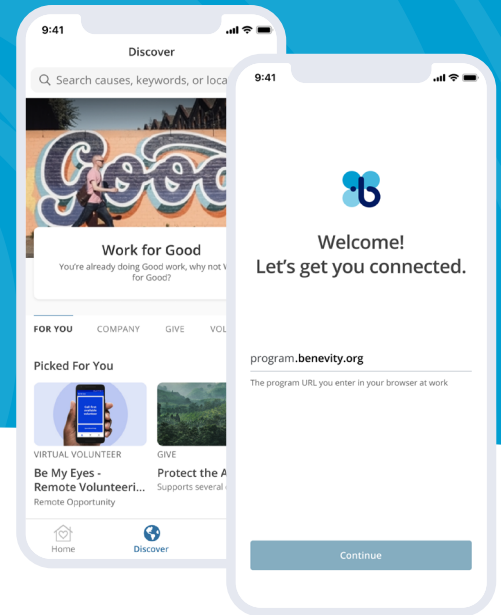
For more details, connect with your company's program resources or administrator.

- **Donate whenever you feel inspired**, through payroll, credit card, PayPal, Apple Pay or your Giving Account rewards. Available matching funds are also displayed.
- **Discover opportunities to do good** based on your location, skills and interests.
- **Track volunteer time** right at the event and in real time.
- **Log in with Touch ID/Face ID**, so you don't need to remember passwords.
- **And more!**

*Benevity app screens, navigation and availability are based on your company's program guidelines and configuration.
Available for iPhones and Android phones.



Getting Started with the Benevity App



The **Benevity app** makes it easy for you to support the causes you care about, at work or any other time. Donate, volunteer, take small positive actions and more, whenever and wherever you feel inspired!

How to Get Started

iPhone

- 1 Download **Benevity** from the App Store
- 2 Open the **Benevity** app and tap **Get Started**
- 3 Enter your program name and tap **Continue**
- 4 Tap **Continue** at the prompt to use benevity.org to sign in
- 5 Sign in with your username/password

If your phone supports Face ID or Touch ID, you will be asked if you want to use that to sign in.

Android

- 1 Download **Benevity** from Google Play
- 2 Open the **Benevity** app and tap **Get Started**
- 3 Enter your program name and tap **Continue**
- 4 Sign in with your username/password

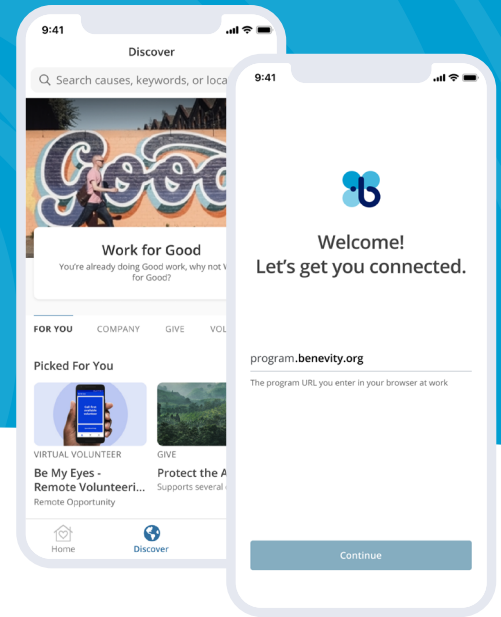
If your phone supports fingerprint authentication, you will be asked if you want to use that to sign in.

For more details, connect with your company's program resources or administrator.

- **Donate whenever you feel inspired**, through payroll, credit card, PayPal, Apple Pay or your Giving Account rewards. Available matching funds are also displayed.
- **Discover opportunities to do good** based on your location, skills and interests.
- **Track volunteer time** right at the event and in real time.
- **Log in with Touch ID/Face ID**, so you don't need to remember passwords.
- **And more!**



Getting Started with the Benevity App



The **Benevity app** makes it easy for you to support the causes you care about, at work or any other time. Donate, volunteer, take small positive actions and more, whenever and wherever you feel inspired!

How to Get Started

iPhone

- 1 Download **Benevity** from the App Store
- 2 Open the **Benevity** app and tap **Get Started**
- 3 Enter your program name and tap **Continue**
- 4 Tap **Continue** at the prompt to use benevity.org to sign in
- 5 Choose "Sign in with SSO" or "Use Personal Sign In" to sign in with a username and password

If your phone supports Face ID or Touch ID, you will be asked if you want to use that to sign in.

Android

- 1 Download **Benevity** from Google Play
- 2 Open the **Benevity** app and tap **Get Started**
- 3 Enter your program name and tap **Continue**
- 4 Choose "Sign in with SSO" or "Use Personal Sign In" to sign in with a username and password

If your phone supports fingerprint authentication, you will be asked if you want to use that to sign in.

For more details, connect with your company's program resources or administrator.

- **Donate whenever you feel inspired**, through payroll, credit card, PayPal, Apple Pay or your Giving Account rewards. Available matching funds are also displayed.
- **Discover opportunities to do good** based on your location, skills and interests.
- **Track volunteer time** right at the event and in real time.
- **Log in with Touch ID/Face ID**, so you don't need to remember passwords.
- **And more!**